

Involve Education

Introduction for Parents



Introduction

- Welcome to the new Marist School parent app. This guide explains each section of the app so you can make the most of the features available to you.
- The app keeps you informed about:
 - your child's school day,
 - lets you communicate with staff,
 - manage payments,
 - check homework assignments
 - book onto clubs, trips, parents evenings and Marist More
- all from your phone (or browser).




Installation

- Search for "Involve Education" in your app store



The image shows the app store listing for "Involve Education" by Practice Pal Music. The listing includes the app title, developer name, a description "Your school's online home", a 2.7 star rating from 19 reviews, over 10K downloads, and a PEGI 3 rating. A green "Install" button is visible. To the right, three promotional images show the app's interface on a smartphone. The first image shows the login screen with the text "Your school's online home". The second image shows a calendar view with the text "All your events in one place". The third image shows a detailed view of school events and a guitar icon.

Involve Education
Practice Pal Music

Your school's online home

 **2.7★**
19 reviews

10K+
Downloads


 **PEGI 3** 

Install

Your school's online home

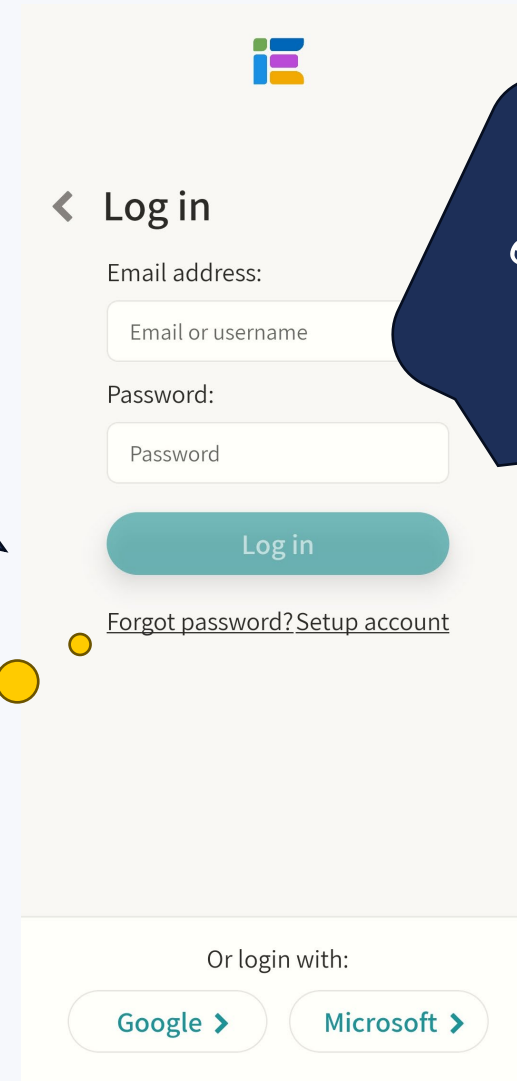
All your events in one place

Setup and logon



If you have forgotten your password

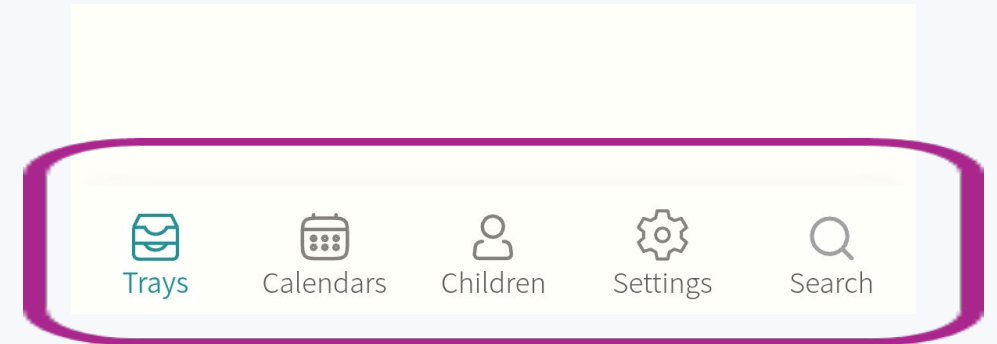
TIP: If you have not received the setup email try the forgot password



Look out for a setup email from Involve Education

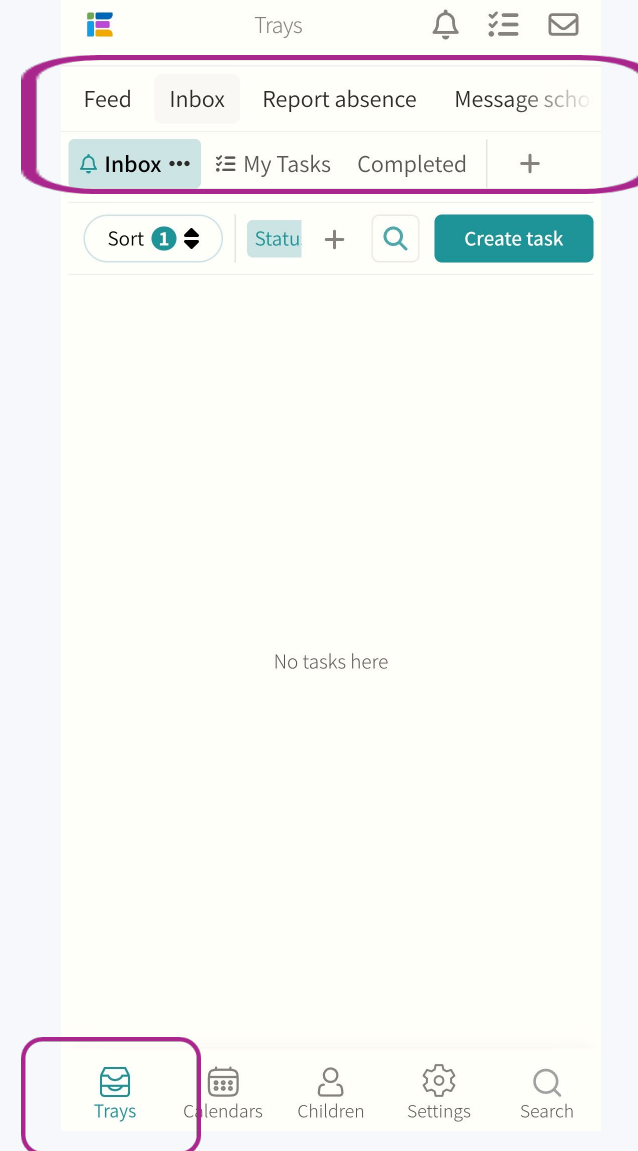
Bottom Navigation Bar

Menu / Feature	What it does
Trays	Your central hub for messages, notifications, Inbox & tasks, absence reporting, message school, forms, parents' meeting and bills
Calendars	View the school calendar and your child's personal timetable. See upcoming lessons, events and activities.
Children	Access your child's profile, timetable, bookings and school-related information for each child linked to your account.
Settings	Manage your account details, email preferences, payment settings (used for Google Pay / Apply Pay / etc), and password.
Search	Search for children or pods

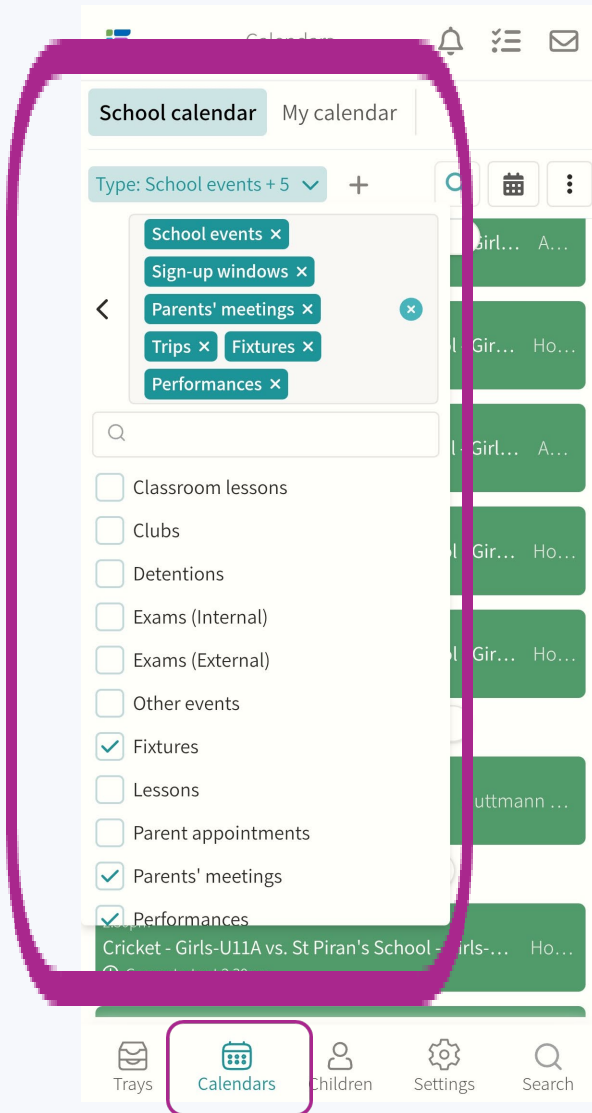


Trays

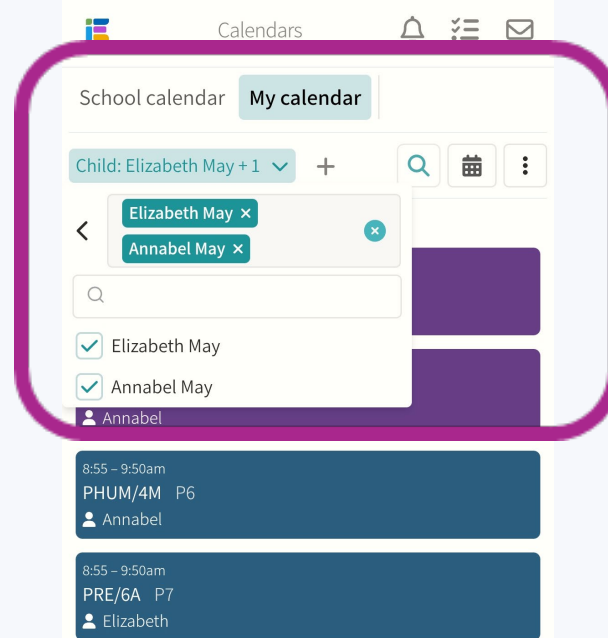
Menu / Feature	What it does
Feed	A chronological stream of messages and updates from teachers and school staff.
Inbox	Messages. The number badge shows how many you haven't yet read. Any tasks or action items assigned to you (or feel free to create to-do's and tasks for yourself!)
Report Absence	Request an absence for your child.
Message school	Preset reasons to contact the school
Forms	School forms that need to be completed and submitted, such as consent forms, trip forms or surveys.
Parents' Meetings	Book, view, or manage appointments for parents' evening and other parent-teacher meetings.
Bills	View and pay any outstanding bills from the school for extras such as Marist More and clubs



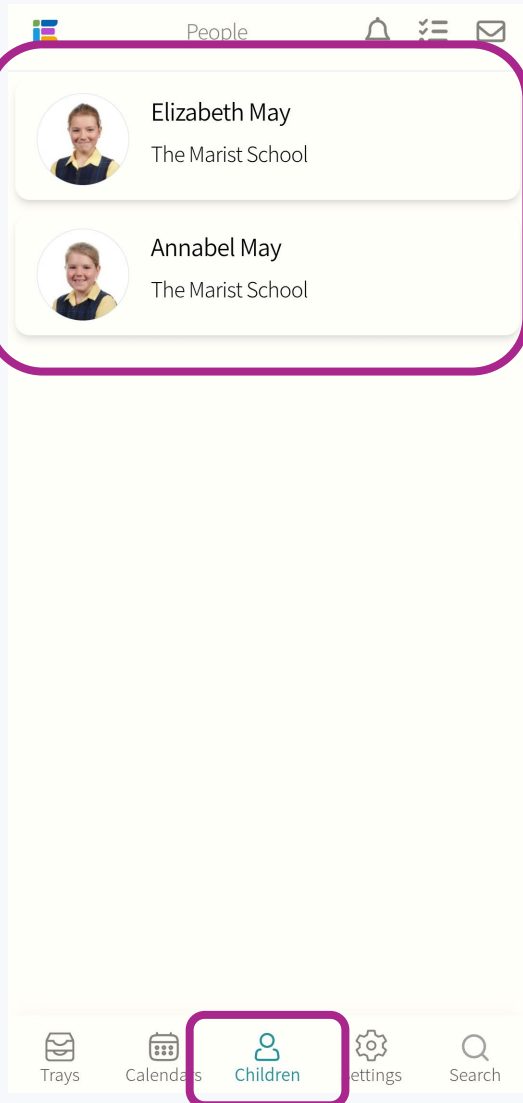
Calendars



Menu / Feature	What it does
School Calendar	Shows all whole-school events, timetabled lessons for all children linked to your account, and activities. You can use filters and the search icon to find specific events.
My Calendar	A personalised view filtered to a specific child (selectable via the 'Child' dropdown at the top). Shows that child's lessons, activities, and commitments day-by-day.

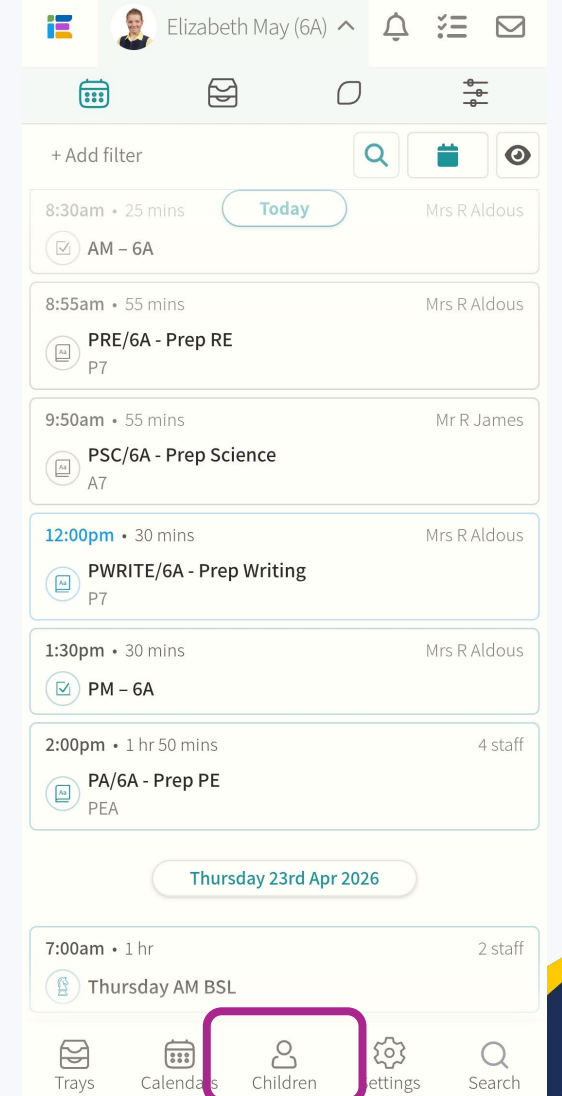


Children



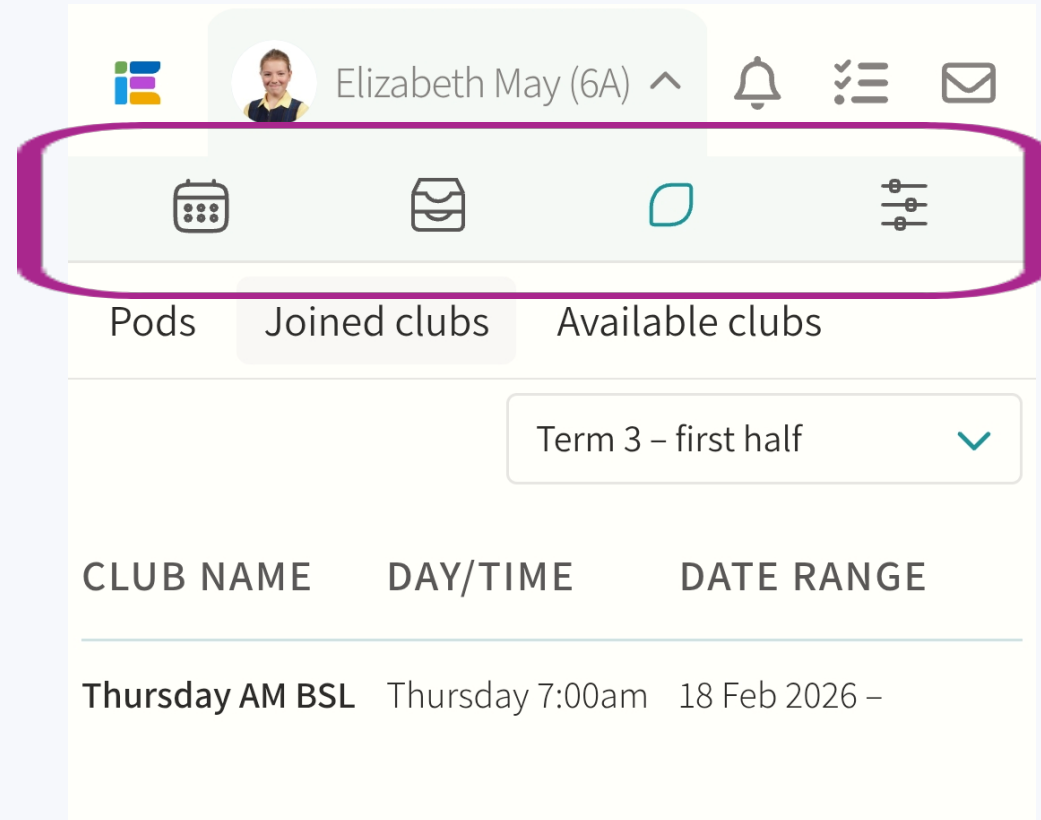
The Children section shows the profile and timetable for each of your children registered at the school. Tap a child's name or photo to see:

- Today's lessons.
- Upcoming lessons across the week.



Children – top menu

- Once your child's timeline has loaded, click their name at the top of the screen (shown as "Elizabeth May (6A)" in the example) to access their full profile. From here, you can navigate between the following tabs:
- **Calendar:** Timeline of events, lessons, clubs
- **Trays:** Forms, bookings, and assignments
- **Pods:** are the groups and classes your child belongs to. Each Pod represents a subject class, registration group, club, or activity. Clubs your child has joined, plus available clubs to join are also booked and viewed here
- **Settings:** Preferences such as photo permissions



Bookings Including Marist More

This screenshot shows the user interface for Elizabeth May (6A). The top navigation bar includes a calendar icon, a highlighted 'Bookings' icon, and other utility icons. Below the navigation bar, the 'Bookings' tab is selected, and the 'Available' filter is active. Two booking options are listed: 'MaristMore Breakfast' and 'MaristMore Supper', each with a right-pointing arrow. The bottom navigation bar contains icons for Trays, Calendars, Children, Settings, and Search.

This screenshot is identical to the first one, showing the 'Bookings' tab selected and the 'Available' filter active. The 'Bookings' tab label in the top navigation bar is highlighted with a purple box.

This screenshot is identical to the previous ones, showing the 'Bookings' tab selected and the 'Available' filter active. A large purple rounded rectangle highlights the entire content area of the 'Bookings' tab, including the two booking options.

Booking

The screenshot displays a user interface for booking services. At the top, the user is identified as Elizabeth May (6A). The main navigation includes Assignments, Forms, and Bookings. Under Bookings, there are filters for Available and Booked. A list of services is shown, with 'MaristMore Breakfast' and 'MaristMore Supper' highlighted. A modal for 'MaristMore Breakfast' is open, showing a 'Select booking period' dropdown menu with 'Per Event' selected. Another modal for 'Select dates' is open, showing a list of dates for May 2026, with 'Tue, 12 May 2026, 7:00am' selected. The bottom navigation bar includes Trays, Calendars, Children, Settings, and Search.

Elizabeth May (6A)

Assignments Forms Bookings

Available Booked

MaristMore Breakfast
MaristMore Breakfast (Note: There is no requirement to book Breakfast if you have booked Flexi Boarding)

MaristMore Supper
MaristMore Supper (Note: There is no requirement to book Supper if you have booked Flexi Boarding)

MaristMore Breakfast

MaristMore Breakfast (Note: There is no requirement to book Breakfast if you have booked Flexi Boarding)

Select booking period:

Per Event

[Cancel](#)

Select dates

> April 2026

▼ May 2026

Fri, 1 May 2026, 7:00am

Tue, 5 May 2026, 7:00am

Wed, 6 May 2026, 7:00am

Thu, 7 May 2026, 7:00am

Fri, 8 May 2026, 7:00am

Mon, 11 May 2026, 7:00am

Tue, 12 May 2026, 7:00am

Wed, 13 May 2026, 7:00am

Thu, 14 May 2026, 7:00am

Fri, 15 May 2026, 7:00am

Mon, 18 May 2026, 7:00am

[Back](#)

Trays Calendars Children Settings Search

Booking and Payment

Select package

Per Event – MaristMore Breakfast

MaristMore Breakfast (£7.50)
MaristMore Breakfast (If you are FlexiBoarding there is no requirement for you to also book Breakfast) [Book](#)

[Back](#)

Make payment

Paying: **£7.50** Held for: 9m 47s

[Card](#) [Pay By Bank App](#)

Secure, fast checkout with Onelink

Card number
1234 1234 1234 1234

Expiry date
MM / YY

Security code
CVC

Country/Territory
United Kingdom

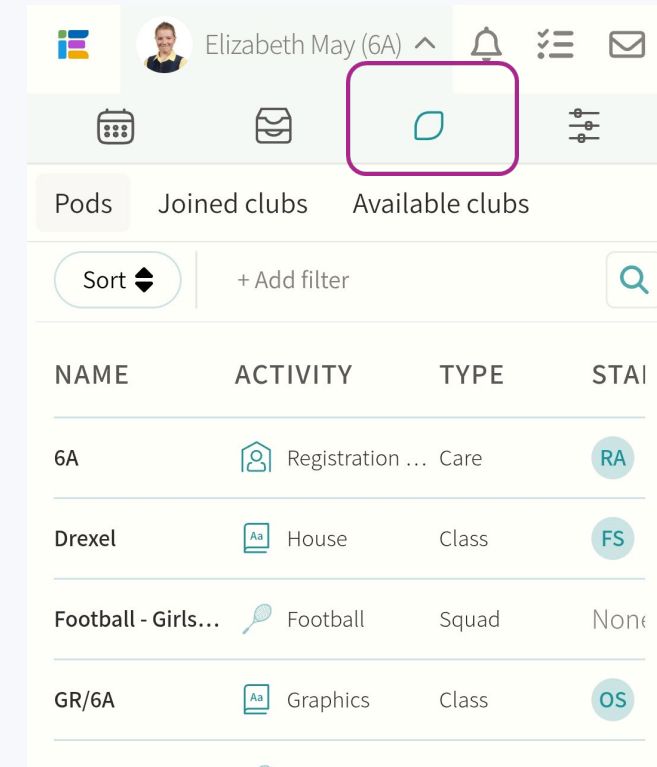
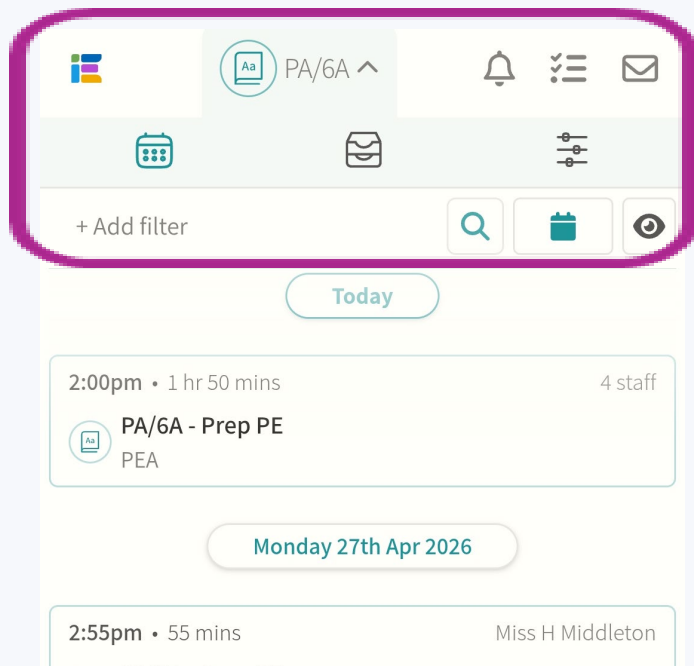
Postal code
WS11 1DB

Save payment details to Involve Education for future purchases

[Cancel](#) [Pay Securely](#)

Pods

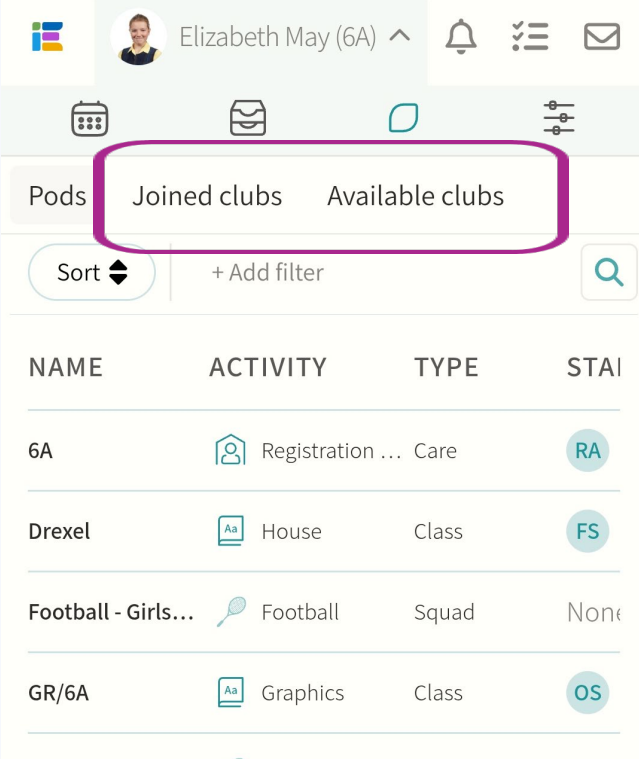
- **Pods** are the groups and classes your child belongs to. Each Pod represents a subject class, registration group, club, or activity.



- Tapping on a Pod lets you see messages and updates posted by staff within that group. You can also open the Pod's calendar, the Assignments and Goals set by the teacher and Pod details (who the teacher is, etc).

Pods - Clubs

- Pods are where you will also see which clubs have been signed up to and where the sign up of clubs available to this child will be completed.
- Club signup will be in the same format as bookings where you select the club and confirm the times, payment will then be requested if required.



The screenshot shows a mobile application interface for a user named Elizabeth May (6A). The 'Pods' section is active, displaying a table of clubs. The 'Joined clubs' and 'Available clubs' tabs are highlighted with a purple box. The table has columns for NAME, ACTIVITY, TYPE, and STAI. The rows are:

NAME	ACTIVITY	TYPE	STAI
6A	Registration ...	Care	RA
Drexel	House	Class	FS
Football - Girls...	Football	Squad	None
GR/6A	Graphics	Class	OS

Settings

Menu / Feature	What it does
My Account	Update your personal details: title, first name, and last name.
Emails	Manage your email notification preferences, choose which types of school communications you receive by email.
Payment Settings	Add or update payment methods for school bills and fees.
Details Update	Submit a request to update other personal details held by the school, such as contact numbers or address.

